



AAC Publications

Jethi Bahurani, Historical First Ascent via North Ridge

Nepal, Api Himal

Looking up the east ridge of Jethi Bahurani in 1978. Supplied by Hiroshi Hagiwara
An expedition from Shinshu University in Japan, with five climbing members led by Kazuhiko Yamada, established base camp on April 4, 1978, east of Jethi Bahurani (6,850m, several spellings) in the Salimor Khola. After an initial foray onto the east-northeast ridge, they moved around to the north and on the 12th established Camp 1 at 4,500m below the north-northwest ridge. (This had been attempted by a different Japanese expedition in 1972 from the west.) Camps 2 (5,500m, April 14) and 3 (6,150m, April 20) were placed on the ridge. On the 27th, Kazuo Mitsui, Nobuhito Morota, and Hideki Yoshida reached the summit.

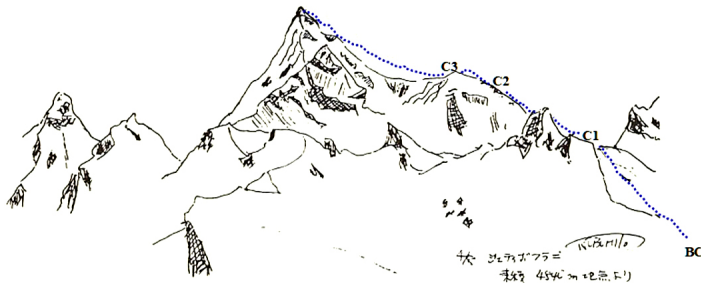
Unfortunately, the climbers had permission for “Nampa South” and were therefore considered to be climbing illegally, and they were banned from visiting Nepal for three years (and climbing there for five years). There is no record of any expedition attempting the mountain since.

– **Information from the Himalayan Database and Hiroshi Hagiwara, Rock and Snow, Japan**

Images




Jethi Bahurani (6,850m) with the north-northwest ridge in profile to the right. On the far left is the triangular face at the end of the east ridge.



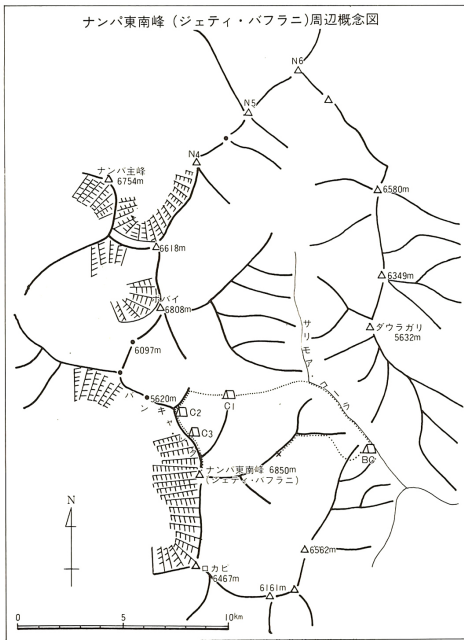
Line drawing of the 1978 route on the north-northwest ridge of Jethi Bahurani.



Looking up the east ridge of Jethi Bahurani in 1978.



A line drawing of Jethi Bahurani showing the east-northeast ridge on left and north-northwest ridge on right.



Sketch map of the 1978 Japanese expedition to Jethi Bahurani.

Article Details

Author	Hiroshi Hagiwara
Publication	AAJ
Volume	65
Issue	97
Page	
Copyright Date	2023
Article Type	Climbs and expeditions